




John Baptizes a Disciple

And he came into all the regions of the Jordan proclaiming a baptism of repentance for remission of sins – Luke 3:3

Supplies:


- Scissors
- Colored Pencils, Crayons or Markers
- Glue
- Piece of Cardboard, Same Size as Paper*
- Popsicle Stick or Something Similar
- Knife or sharp object to cut

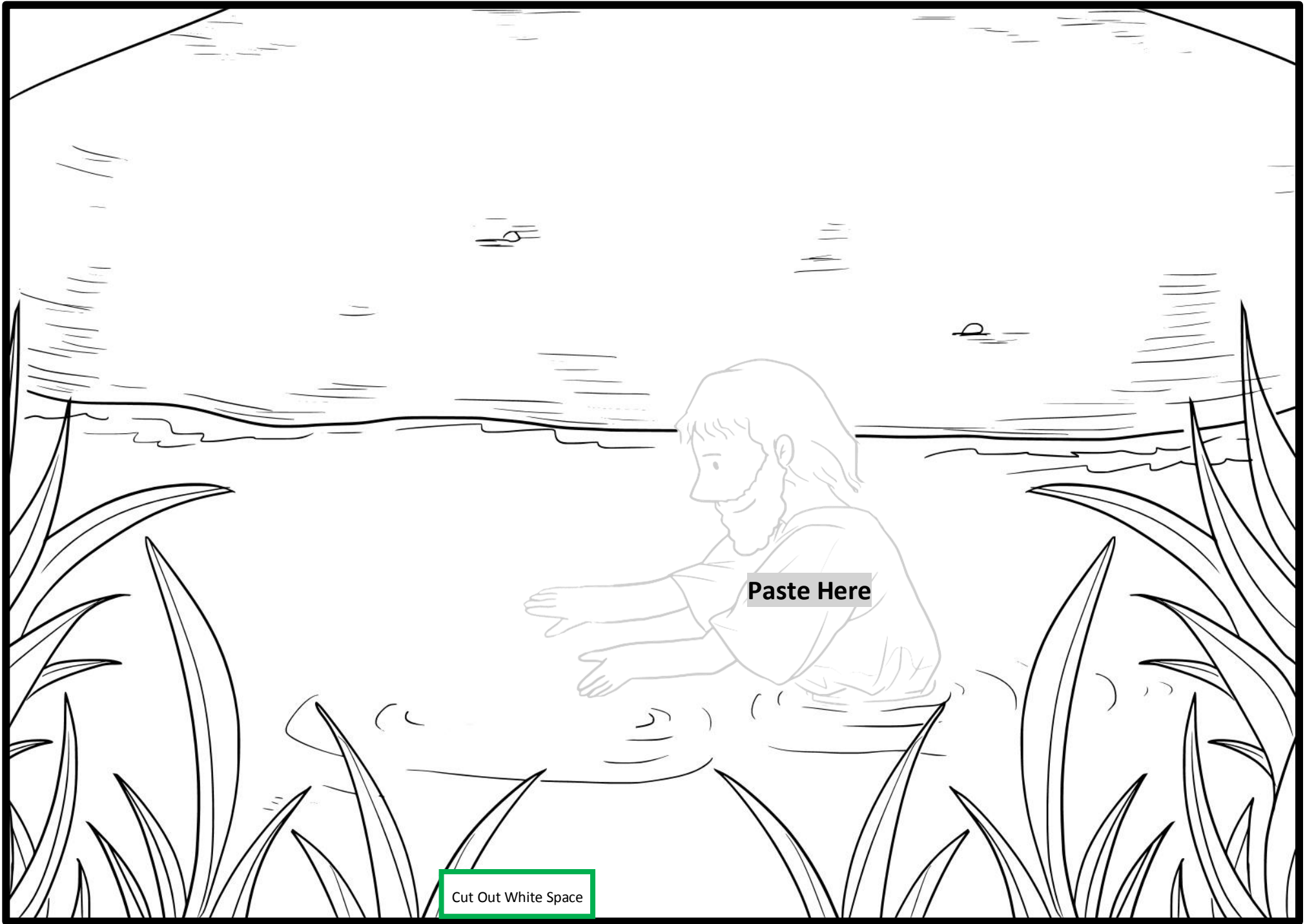
*Cereal Box Works Great



Instructions:

1. Print, color and cutout the last page.
2. Color the second page and glue it on top of the cardboard.
3. Very carefully and with adult supervision, cut out green box where indicated. **(Make sure you cut through the paper and the cardboard.)**
4. Glue John to second page where labeled but do not glue his left arm.
5. Glue Popsicle Stick to the back of disciple with the end towards the bottom of the disciple and insert in the previous cut hole, between the arms of John.
6. Glue water and plants cutout from the last page, on top of the second page but make sure not to apply glue in the line of motion of the Popsicle Stick. **(For 3D effect, don't apply glue to top of plants.)**
7. Let dry and after the disciple should be able to move up and down freely. **(Once Popsicle Stick is fully down, the disciple should be completely covered.)**





Paste Here

Cut Out White Space

John answered all, saying, I indeed baptize you with water; but He stronger than I comes, of whom I am not fit to loosen the thong of His Sandals. He will baptize you in the Holy Spirit and fire – Luke 3:16



Cut out White Space

