

In the Garden

He is not here, for He was raised, as He said. Come see the place where He was lying
Matthew 28:6

Supplies:

- Scissors
- Colored Pencils, Crayons or Markers
- Glue
- **Optional:** Piece of Cardboard, Same Size as Paper



Instructions:

1. Print, color and cutout everything on the second page.
2. Cut door off page 1 (**save for later**) and fold the page at the fold lines to make a cave. (**See Figure A**)
3. Glue "He is not Here" to either the front or back of the cave, so it can be seen through the door.
4. Cut out the last page and color it. (**Optional: glue page to cardboard same size as paper**)
5. Glue cave to last page where marked.
6. Cut up dotted lines on door, fold the flaps and glue to the last page near the cave. (**Door not seen in example**).
7. Fold the rectangle boxes under the figures on page two and glue them on the last page in any order with the cave.




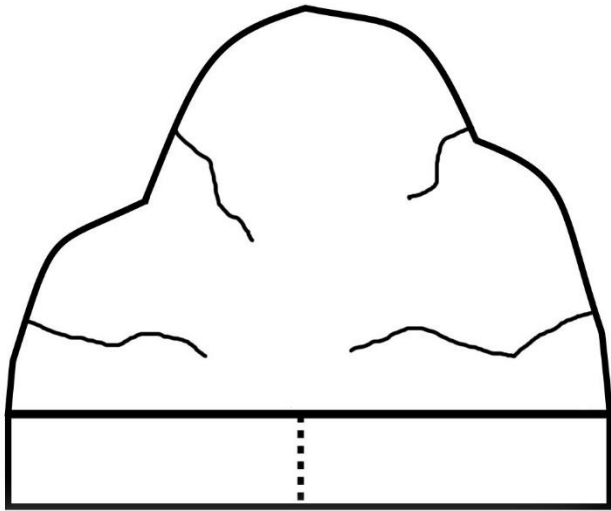
Figure A

Fold Forward

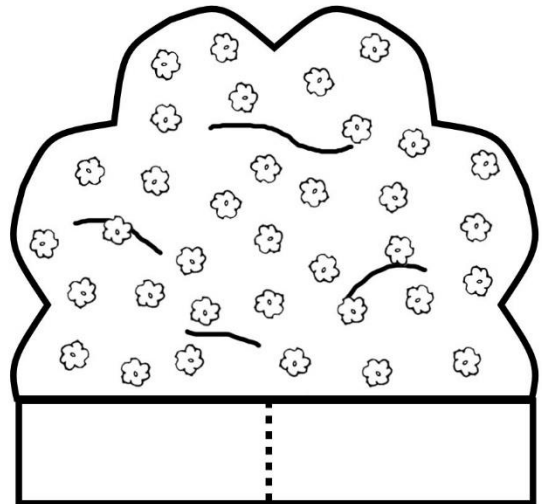

Fold Backward



Fold Backward



*He is Not Here
For He Has Risen*



Glue Cave Here

