



COVID-19/Pandemic Reopening Phases of Kids of Grace

At Kids of Grace, we are dedicated to having a positive, loving and nurturing experience for our children, families and staff. Our goal is to provide a healthy, safe environment, to ensure all children and staff stay safe and healthy. As we plan for reopening, we (Grace Covenant Presbyterian Church of Princess Anne Reopening COVID-19 Task Force and Kids of Grace Committee) have kept in mind health, wellness and safety precautions, which are included in the following phases below. These phases follow the Virginia Phases of reopening. We have taken under advisement decisions made by VBCPS and other area private educational institutions but may not follow the plans set forth by those institutions. We also recognize that adjustments to this plan may need to be made to comply with new data, restrictions, or standards set forth by the Governor of VA, CDC, VDSS, VDOE, and VDH.

Symptoms for COVID-19 Include:

- Cough
- Fever
- Chills
- Muscle pain
- Shortness of breath or difficulty breathing
- Sore throat
- New loss of taste or smell

Symptoms can range from mild to severe and appear 2-14 days after exposure to the virus.

This list is not exhaustive for all possible symptoms. Seek medical care immediately if someone has emergency warning signs of COVID-19. We will follow all CDC guidelines for Childcare programs:

www.cdc.gov/coronavirus.

Hygiene/Safety:

- Teach and reinforce washing hands for approximately 20 seconds (singing “Happy Birthday”)
- Supervise children if they use hand sanitizer
- Teach children how to cover coughs and sneezes
- Staff will wear face coverings (have extras on hand) to prevent the spread
- Use of Face coverings are necessary including, but not limited to arrival, dismissal, classrooms and hallways based upon developmental appropriateness of individual child. Parents are required to supply a mask for each child (please label with child’s name). Exceptions are for those who medically cannot wear a mask.
- Provide supplies to support healthy habits including soap, paper towels and tissues
- Signs posted on how to stop the spread of the COVID-19
- Teach staff, children, and families to maintain the 6 feet of social distance and why it is important

How to talk to children about the pandemic:

Explain for a child's understanding: "Social distancing" and "physical boundaries" and "personal boundaries." - Sesame Street and YouTube have great videos for children to watch to explain this.

Some activities to explain:

- Use yardstick or a string to show children how far six feet is
- Use dolls or stuff animals to role play social distancing

From the CDC:

- Be aware of your own fears and reactions. Children notice our feelings through both verbal and nonverbal cues.
- Remind children that families, teachers, and others care for one another and keep them safe and healthy.
- COVID-19 is the short name for "coronavirus".
- It is a virus that has made a lot of people sick. Doctors are trying to learn about it, so people do not get sick.
- Doctors and scientists are working hard to keep people healthy.
- Keep routines as much as possible.
- Limit news/social media coverage of the coronavirus.
- Teach children actions to reduce germs. Remind children to wash their hands frequently.
- Remind them to cough or sneeze into their elbow or a tissue.

Resource links:

<https://childmind.org/article/talking-to-kids-about-the-coronavirus/>

<https://www.pbs.org/parents/thrive/how-to-talk-to-your-kids-about-coronavirus/>

<https://www.brainson.org/shows/2020/03/10/understanding-coronavirus-and-how-germs-spread-for-kids>

<https://youtubekids.com>

www.zerotothree.org

www.chkd.org

Books about washing hands: (available on Amazon)

Germs Are Not for Sharing- by Elizabeth Verdie

Wash Your Hands- by Margaret McNamara

A Germ's Journey- by Thom Rooke M.D.

Books about social distancing/pandemic:

Billie and the Brilliant Bubble -by Tara Travieso

Masked Ninja – by Mary Nhin

Lucy's Mask- by Lisa Sirkis Thompson

Paula and the Pandemic- by Dorothea Laurence

Coronavirus, A Book for Kids- by R.L. Margolin

Cleaning:

- Clean frequently including surfaces (including but not limiting to; classroom furniture, classroom materials, playground equipment, bathroom stall, sinks, door handles and faucets)

- There will be a cleaning schedule to make sure cleaning is completed on a regular basis - including utilizing a checklist to make sure frequent cleaning is occurring
- One staff will be assigned as a “floater” to assist in cleaning
- No plush toys or items that are difficult to clean
- Toys that have been “mouthed” or soiled will be placed in a dish pan with soapy water marked soiled toys. Dish pan needs to be kept out of reach of children
- Clean (bleach and water) and disinfect surfaces with EPA approved disinfectants, non-porous and porous surfaces according to CDC’s Reopening Guidance for Cleaning and Disinfecting Schools
- Make sure ventilation system is cleaned and open windows as much as possible
- Cleaning will be conducted daily by staff and twice a week by Jan-Pro (or similar cleaning service)
- Vacuuming will be conducted daily
- During and at the end of each day hydrolyte spray will be administered using Ryobi sprayer - all staff will be trained on using the sprayer during the day and end of the day (including playground)
- All chemicals will be safe and applied properly following all directions with SDSs (safety data sheets) located in a binder in the COVID cleaning cabinet

The following scenarios are in preparation for the mandates set forth by VDH, DSS, VDOE, State of VA in preparation of the reopening of schools for the fall of 2020

Phase I:

Kids of Grace will be closed. Virtual learning will be conducted/resume for the 4's and Kindergarten

Virtual Learning Guidelines are as follows:

- Virtual Learning options will be available based on the number of school days the children attend and the age of the children.

Kindergarten:

Daily circle time on Zoom or similar platform

Math lesson, science lesson, social studies lesson and reading lesson provided weekly - lessons will be available for families to view weekly

Every other week reading lessons will be conducted on Zoom/Technology platforms (teacher discretion) with child and teacher and assistant (one on one or within small groups)

Weekly handouts or activities to support lessons via email if applicable

Assistants responsibilities to be determined

Four Year Old's:

- Daily circle time
- Theme driven activities including all domains of learning on days of normal programming, utilizing Zoom or similar platform
- Every other week one on one or small group Zoom meeting, or similar platform, with child and teacher/assistant
- Assistants' responsibilities are to be determined

Two Year Old's and Three-Year Old's will not be provided with virtual learning

Phase II:

Kids of Grace will resume with the following guidelines:

Staff Training:

All staff will be trained on the following prior to returning to Kids of Grace:

- How to protect themselves from COVID-19
- Signs and symptoms of COVID-19
- Standard Operating Procedures associated with COVID-19 including, but not limited to; policies, procedures, and cleaning protocol, including Daily Health Observation

Arrival of staff:

Staff will arrive: Their temperatures will be taken, following questions asked:

1. Are you feeling sick today? (Examples include a new cough, headache, weakness, fever difficulty breathing, chills, muscle ache, loss of smell, etc.)?
2. Have you had CLOSE Personal Contact with anyone who has been diagnosed with COVID-19 in the past 14 days?
3. If staff are sick: staff will stay home – sick staff will not be allowed to return to work until they have met criteria to discontinue home isolation (CDC).

If total numbers are limited, priority will be given to the oldest ages of children served. Staff are required to wear cloth masks/face covering. Each staff will be provided with 2 masks to leave at school.

Group size:

limited to 12 (including staff) for children under 4 years old - Social distancing is still in place - six feet apart maintained

limited to 22 (including staff) for children 4 years old and older - Social distancing is still in place - six feet apart maintained

Group size for Kids of Grace explained further in the following pages

Kids of Grace Arrival/Dismissal Procedures 2020-2021

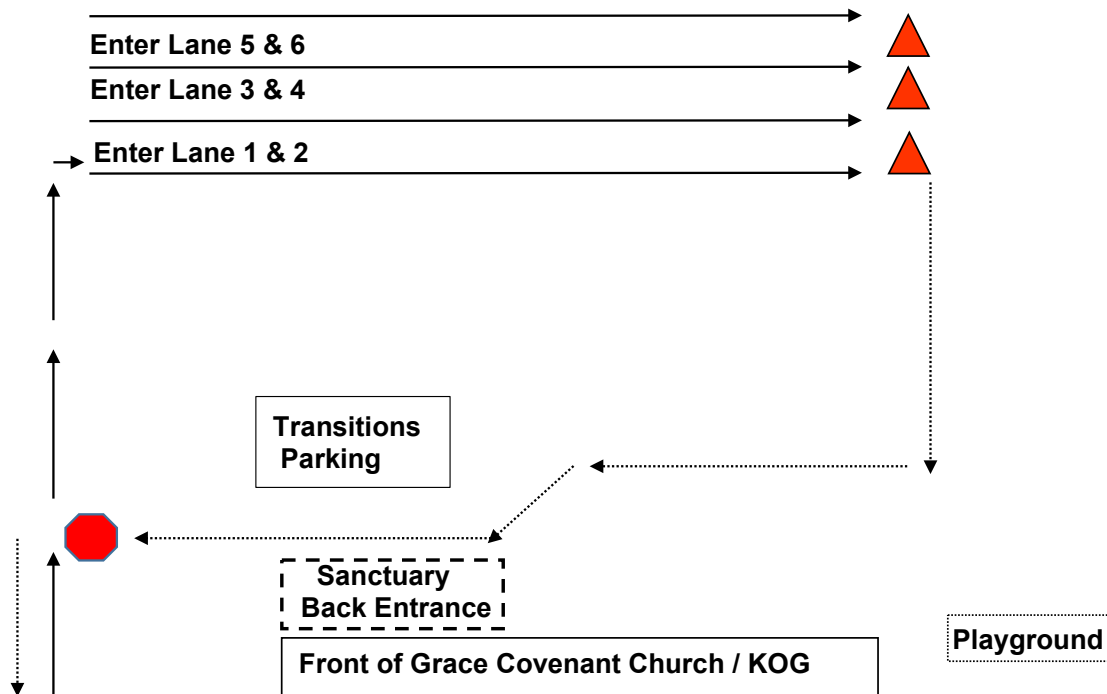
Preschool Arrival/Dismissal

Our goal is to keep the traffic flow moving steadily and ensure a safe and secure arrival and dismissal for our preschoolers and Kindergarteners.

- Please drive to the back of the church and follow the signs which will direct you to enter lanes 1-6. When directed, a staff member will have you drive to the Sanctuary door. You will be asked COVID protocol questions and a staff member will take your child(ren)'s temperature. If your child (ren) are not exhibiting any symptoms, KOG staff will assist your child (ren) out of your vehicle and ask children to utilize hand sanitizer or wash hands before bringing them to their classroom.
- Should your child (ren) need some additional time to separate, a staff member will direct you to a specific area until we can safely help them enter the school. Please do not get out of your car to help our staff members. We are used to transitions and will make sure your child (ren) and you are safe and comfortable.

Arrival/Dismissal Traffic Flow **

- As you enter KOG, please drive to the back of the parking lot into Lane 1. When lane 1 is full, please begin to fill in Lane 2, alongside the cars in the first lane. When lane 2 is full, then please fill Lane 3 through Lane 6 in the same manner. Once Lane 6 is filled, we will start the process again by filling Lane 1.
- The first car in each lane should pull up to the orange cone. ▲
- Please follow the directions of the staff members in the parking lot.
- Parents will stay in the car and the teacher/staff member will assist the child.
- The teacher/staff member will sign your child(ren) in and out of school each day.
- After the teacher steps away from the car, please drive forward and exit the church parking lot.



Please always enter and exit through the church parking lot SLOWLY, without distraction from cell phones, to ensure the safety of our children.

Arrival of children:

Staggered scheduled for classes are as follows:

Please follow procedures highlighted above in Arrival Procedures

8:40: 4's & Kindergarten children arrive (and enrolled younger siblings)

8:50: 3's arrive (and enrolled younger siblings)

9:00- 2's arrive

- **Siblings arrive together within the earliest applicable time frame**

The following questions will be asked prior to the children being removed from vehicle (there will also be a sign that states the same in the parking lot) and driver/family member will answer the following questions:

- Have you or anyone in your family been exposed to COVA-19 in the past 14 days?
- Has your child received any pain reducing medication in the last 24 hours?
- Does your child have a wet or dry cough? Has your child been sneezing?

If questions are answered with a "no", then the following will occur:

- Child's temperature will be taken prior to entering the building. If child has temperature of 100.0 or higher, child will not be allowed to stay at school.
- Children will enter the building and immediately will be given hand sanitizer if washing hands is not available.
- Hand sanitizer stations will be available to all (alcohol content at least 60 percent per CDC)- children will be supervised using hand sanitizer.
- Staff will sign children in at arrival rather than parent – same teacher will sign children in and then pen/pencil will be sanitized
- Children/Teachers will go to their assigned classroom-assigned groups of children will not mix.
- Teachers will also take attendance.

Staggered Dismissal:

11:50- 2's and siblings, excluding kindergarten

12:00-3's and siblings, excluding kindergarten

12:10-4's

1:00- Kindergarten

The classrooms will be assigned as follow:

Room 10 – 2s

Rooms 11 & 12 – 2 day and 3-day 3s

Rooms 13 & 14 – 2-day 3s and 3-day 4s

Rooms 15 & 16 – 5-day 4s (Friday Enrichment 4s)

Rooms 17 & 18 - 4-day 4s and Friday Enrichment 3s

Music Room – Kindergarten

Session Room – Kindergarten/TBD/extra space if needed

Assigned Bathrooms:

Bathrooms will be cleaned after each use

Rooms 10 & 11: Room 10/11 bathroom

Rooms 12 & 13: Bathroom in room 13

Rooms 14, 15, 16, 17, & 18: Hallway bathroom

Music Room: Bathroom in the Session room

Staff: will only use bathroom by back doors

Please note: All bathrooms (included but not limited to soap dispenser, toilets, sink faucets, etc.) will be disinfected after each use.

The children will be assigned to 1 group/class and will not mix with other groups. The children will stay with the same group of children until the social distancing restrictions are lifted.

Each group/class will have 2 assigned classroom spaces. This is to maintain the 6 feet of social distancing required for each child. The classroom will be arranged with “play pods” for individual children. The play-pod model is to keep the children as safe as possible and it limits the number of children and adults that everyone in that small group interacts with. A “play pod” is a well-defined area for use by 1 child but will also allow children to play in a natural and creative way.

Cloth masks/face coverings are required for staff (exceptions are allowed for medical reasons).

Please note: The Teacher/Assistant may interact with both classrooms; they may not mix with any other groups/classes.



Room 10 2s



Music Room Kindergarten (under construction)



Room 11 2-day & 3-day 3s



Room 12 2-day & 3-day 3s



ROOM 13 3-day 4s and 2-day 3s



Room 14 3-day 4s and 2-day 3s



Room 15 5-day 4s & Fun Friday



Room 16 4-day 4s (under construction)



Room 18 4-day 4s and Fun Friday 3s



Room 17 4-day 4s and Fun Friday 3s (under construction)

Classroom Guidelines:

- Classroom will be rearranged to maintain social distancing (as much as feasible)
- Classroom furniture will be limited to ensure ample space is utilized
- Create “play pods” so the children have mini centers for individuals and allow creativity and natural learning
- “Play Pods” have no obstructions of views for teacher
- Children’s individual bins will be labeled in hallway or proximity of classroom/cleaned daily
- Sensory tables and “high touch” materials will not be available until phase 4 per VDSS regulations
- Materials such as playdough and other tactile items will not be available
- Each child will have their own “box of art supplies”- provided by their families. Supplies will be kept in their cubby- supply list will be distributed the last week of July
- Dramatic play materials will be limited
- All classroom materials will be sanitized as needed and at end of day
- Classroom furniture/shelves will be disinfected daily and as needed throughout the day
- All door handles, light switches will be cleaned periodically throughout the day

Playground Guidelines:

The recess schedule is as follows:

9:20-9:40: 2’s

9:50-10:10: 3’s

10:20-10:40: M/W/F 4’s & T/TH 3’s

10:50-11:10: 5-day 4’s

11:20-11:40: 4-day 4’s (Theresa)

12:00- 12:30: Kindergarten

- Half on one side/ half on other side
- 10 minutes gap for cleaning- Playgrounds/Equipment must be cleaned prior to next group using the playground
- Each classroom will have a bag of playground toys-once a child uses a toy it will be placed in large (clean) trash can. All toys will be disinfected at end of day and new “recess bags” will be available for next day
- Mixing groups will be prohibited
- Children use hand sanitizer as they are leaving playground or wash hands immediately as they enter school

Other Guidelines:

- Chapel and Music will be incorporated in the classroom
- There will be no school-wide activities, in-house field trips and afterschool activities
- Non-essential visitors, volunteers are restricted - parents restricted unless emergency arises; they will need to wear a mask to enter building
- Communicate with parents the importance of keeping children home when they are sick
- Staff need to observe children throughout the day looking for symptoms and communicate to administration if child exhibits symptoms of any kind
- Safety drills will be modified based on social distancing guidelines to ensure the safety of children and staff

If a child becomes sick at KOG:

Child will be brought to the office and placed on sick mat where they can be supervised.

Parent will be called immediately and required to pick up child. Parent will be required to wear a mask in the building. Once child/parent leaves, the office will be disinfected including all surfaces and areas.

CDC guidelines will be followed on “how to disinfect your facility if someone is sick”.

If a child/staff receives confirmed diagnosis of COVID-19

- Close off area
- Open doors and windows to increase air circulation
- Wait at least 24 hours before cleaning room to allow respiratory droplets to settle before cleaning
- Clean and disinfect all area that were affected
- If more than 7 days have passed since the person who is sick has been in the school, disinfection not necessary
- If COVID-19 is suspected, call DSS and VDH

Children/staff who are immunocompromised - the best way to prevent COVID-19 is to avoid being exposed to the virus. Including:

- Washing hands
- Stay home as much as possible and practice social distancing
- Wear a mask
- Continue your regular treatment plan
- Discuss any concerns with your doctor or child’s pediatrician

If someone is symptomatic during phase I,II or III:

- Notify the local health department and the licensing inspector and follow all recommendations if there is confirmation of a positive case of COVID-19. Keep a list of all individuals who may have encountered children if notifications are needed.

<http://www.vdh.virginia.gov/local-health-districts/>.

- If staff, children, parents or family members develop COVID-19 symptoms, VDSS recommends that childcare programs follow the guidance of the CDC, VDH, federal and state officials.
- Staff or children with fever of 100.0 (child) staff (100.4 F) or higher, cough, or shortness of breath must be excluded from the school and isolated from others. Children with family members who are known to have COVID-19 should be excluded from the school.
- In the event of a confirmed case COVID-19, Kids of Grace may need to close at least temporarily. This will be determined in consultation by local health officials.

Phase III:

All practices are the same as Phase II, including but not limited to:

- Social distancing still in place
- Group size limit to 12 (including staff) for ages 4 and under
- Group size age 4 and above up to 22 (including staff) as long as social distancing guidelines can be maintained
- Groups may share same physical space if social distancing is in place and groups are not mixed
- Groups of children may play outside if groups do not mix
- Staff need to practice social distancing to the maximum extent while still meeting children's needs
- Social distancing is challenging- encourage small group play and keep groups consistently the same
- Arrange classrooms to create "play pods" to promote individual play
- The children's belongings are kept separated and individually labeled
- Outdoor play is encouraged as much as possible while adhering to guidelines
- Playgrounds must be cleaned AFTER each group

Phase IV:

TBD based on guidelines, mandates and regulations set forth by Governor of VA, CDC, VDSS, VDOE and VDH.

Kids of Grace will follow all mandates and regulations set forth by Governor of VA, CDC, VDSS, VDOE and VDH.

Websites for guidance:

<https://virginia.gov>

<https://www.cdc.gov>

<https://www.dss.virginia.gov>

<https://www.vdh.virginia.gov>

The Mathematical Rationale and Explanation for Social Distanced Class Size

GCPCPA/Kids of Grace

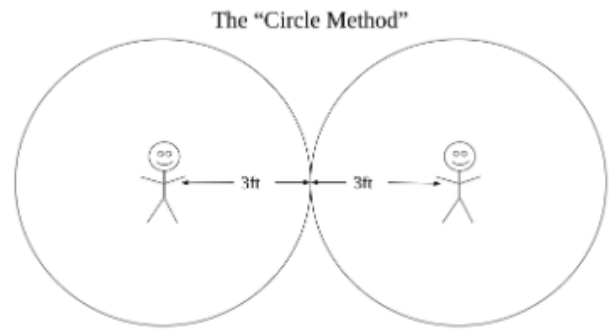
Introduction

As Virginia moves forward into phase 3, the Virginia DSS published guidelines to ensure childcare centers, such as Kids of Grace, are prepared to welcome their students while keeping them safe and supporting a healthy learning environment. For children 4 and under, a class can have no more than 12 people (including staff) and for ages 5-13, 22 people (including staff). Groups of children may be in a classroom together as long as social distancing and sanitation measures are taken as directed by the CDC. The guidelines also acknowledge that staff need to be in close proximity to children when providing care and therefore are not required to follow social distancing, as long as each child stays 6 feet apart. One should note the guidelines state that programs should “limit physical proximity as best as they are able”. After reading these guidelines, GCPCPA and Kids of Grace has developed a plan to maintain social distancing in each classroom and has precautions in place to encourage social distancing but understands that young children are difficult to keep distanced at all times and there may be instances where social distancing does not take place. The following math and classroom setup explain how Kids of Grace determined the number of children that each classroom can accommodate.

The “Circle Method”: What is it and Why is This Method More Practical Than Others?

This Virginia DSS guidelines state that there must be room in the classroom for each child to maintain social distancing, but the method for determining the number of children per each classroom was left open-ended. After considering many different methods to calculate the maximum class size for each classroom we determined that the “circle method” was best as it allows for adequate social distancing while best optimizing the space that we have. The circle

method considers a child as the center of a circle with a 3 ft radius around. If each child has their own circle, each child can theoretically stay 6ft apart at all times. Refer to the image on this page for a visual representation. Given the understanding of this circle method, we calculated the area each child would



need to follow social distancing and divided the area of each classroom by the area needed per child.


Mathematical Explanation

The first step we took was gathering a proper measurement of each classroom at Kids of Grace. The area needed for each child is 29ft² (refer to calculations on the right). By






$$\begin{aligned} \text{Area Needed Per Child} \\ \text{Area of a Circle} &= \pi r^2 \quad r = 3\text{ft} \\ &= \pi(3\text{ft})^2 \\ &= 28.2743... \text{ft}^2 \end{aligned}$$

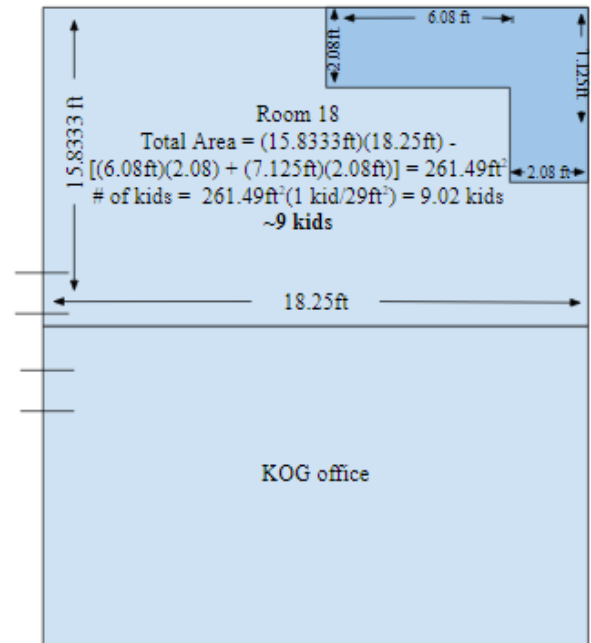
*in order to account for the space taken up by the child and to simplify the math, we rounded the space needed for each child to 29ft²

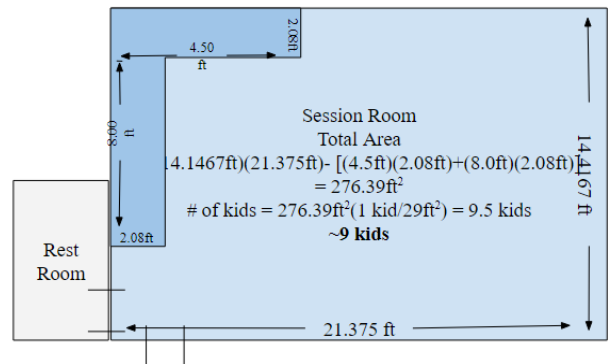

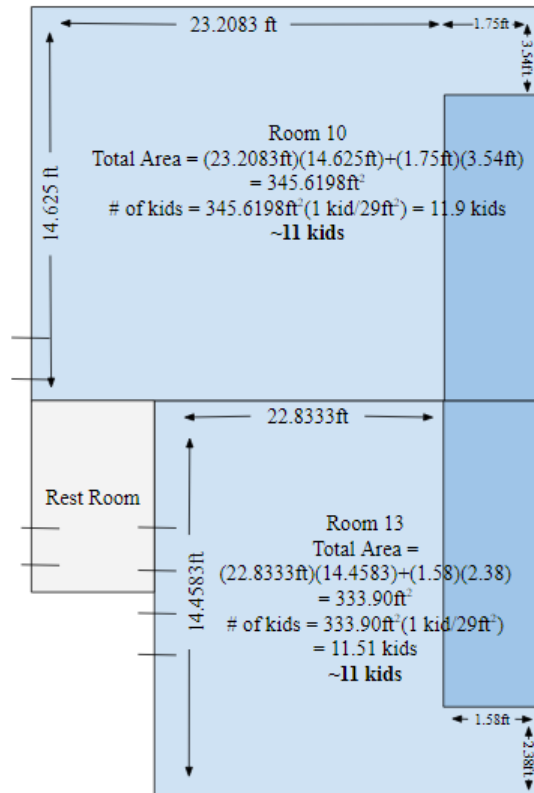
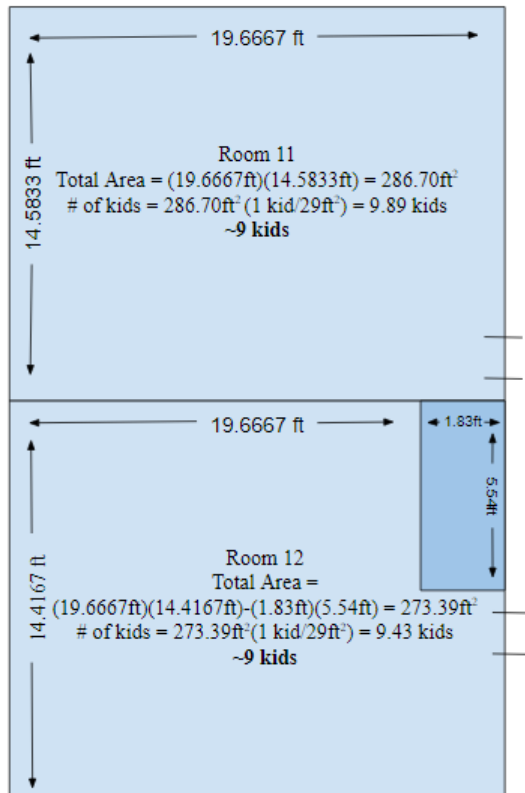
dividing the area of each classroom by 29, we can determine the number of children that each classroom can accommodate. Note that this number does not include the teacher but only the children, because the guidelines stated that the teachers are not required to adhere to the social distancing requirements. For each classroom, the determined child limit was rounded down to allow for each child in the room to have the necessary space to maintain distancing. Below you will find the layout of each classroom, the dimensions, classroom size in ft², and the maximum number of children allowed in each room.



Key

-  Classrooms
-  Cabinets
-  Hallways/Void Space
-  Rest Rooms
-  Doorway





*Drawings are not to scale.

*All measurements were taken by people and may be subject to human error. Measurements may be off by ~1 inch. To account for this, we have made sure we are below the allowable child capacity for any of our classrooms.

Results

In the table below, you will see how many children can fit in each room compared to how many children we plan to have in each room. As you can see, we plan to maintain class sizes much lower than what is allowable to ensure the safety of our staff and students.

Room	Max # of children in each room	# of children we plan to have in each room
10	11	8
11	9	5
12	9	5
13	11	5 or 6 (depending on day)
14	7	5 or 6 (depending on day)
15	7	5 or 6 (depending on day)
16	8	5 or 6 (depending on day)
17	9	6
18	9	6
Music Room	18	12
Session Room	9	TBD
Total	107	62 - 64

Discussion of Results

From the results above you can see that we can accommodate about 7-11 kids per classroom (excluding the music room). After determining the maximum number of children for

each classroom, the next step was to determine how we can situate the students to best comply with the social distancing regulations. For this we determined it would be best for each child to have their own play pod where each station will be 6ft apart. To space the children as much as possible, we plan to situate many of the pods along walls and the rest in staggered rows. This way, each child has their own pod and will be 6 or more feet away from each other. Refer to the diagram below for explanation.

